








## Salle de radiographie OS-Poumons à suspension plafonnière

Item No: SOC-FS500DDR1C

### Standard Configuration

No	Photo	Item	Technology Parameter	Description
1		Generator	Brand: CPI, CMP 200 Frequency:200kHz Radiography:40-150kVp Radiography:10-630mA Exposure time:0.001-6.3 S Voltage: 3 phase,380V Power:50kW	<ul style="list-style-type: none"> <li>● High frequency, ensures the perfect image.</li> <li>● Concise and friendly operation interface, which is convenient for use and accurately displays real-time working status.</li> <li>● There are hundreds of Asian physical constitution characteristics, even new operator can select out accurate exposure conditions and catch perfect image easily.</li> <li>● 150kV high voltage, can match short time exposure and meet instantaneous radiographic requirements of each part. AEC function for you to select, all kinds of exposure conditions can be adjusted automatically, which makes to finish daily work in carefree mood.</li> <li>● Integral design idea, the efficiency is high, energy consumption is low and safeguard is considerate.</li> </ul>
2		X-ray tube	Supplier: Toshiba Item no: E7252X Focus: 0.6/1.2mm Max tube voltage: 150kV Max tube current: 1000mA Power:27/75kW Heat capacity: 300KHU	<ul style="list-style-type: none"> <li>● High kV, small focus, meet all kinds of radiographic requirements and make film more excellent.</li> <li>● Ultra-long service life and very high reliability.</li> </ul>
3		Hanger	up and down trip 1500mm lengthways trip 1800mm transversal trip 3200mm Tube rotate, vertical $\pm 90^\circ$ , level I $\pm 180^\circ$	<ul style="list-style-type: none"> <li>● Hanger device major used in sternite photography, plain film photography, stretcher photography and other kinds photography system. It occupies small area, convenient use, it can meet different kinds of photographic.</li> <li>● It uses inner balance way and uses the modularized computer control, it can make the product be manipulated with a strong performance, it can follow tracks and take the photography of sternite location and level location, it takes much to reduce doctor's working strength.</li> </ul>

4		Movable table	Length: 2010mm	● High quality-price rate.
			width: 750mm	
			Inner height: 690mm	
			Feet wheel: 4, with lock	
5		Collimator	Manual, with location light	● Operate conveniently.

**Photo showing**



Generator



Hanger



Movable table

